

## Q18 Provided an adequate orientation on their role as a supervisor.

Answered: 6 Skipped: 1

|                           |        |   |
|---------------------------|--------|---|
| NI not enough Information | 16.67% | 1 |
| 1                         | 0.00%  | 0 |
| 2                         | 0.00%  | 0 |
| 3                         | 50.00% | 3 |
| 4                         | 33.33% | 2 |
| TOTAL                     |        | 6 |



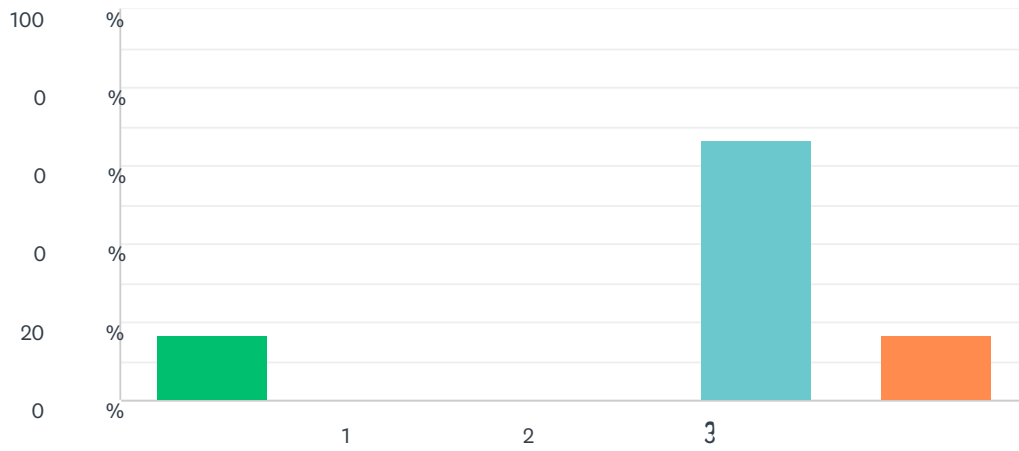


## Q21 Provided useful suggestions, mate

|  |        |   |
|--|--------|---|
|  |        |   |
|  | 16.67% | 1 |
|  | 0.00%  | 0 |
|  | 0.00%  | 0 |
|  | 66.67% | 4 |
|  | 16.67% | 1 |
|  |        |   |

## Q22 Provided ideas and strategies to help improve instruction and make it more meaningful for students.

Answered: 6 Skipped: 1



| NI           | 16.67% | 1        |
|--------------|--------|----------|
| 1            | 0.00%  | 0        |
| 2            | 0.00%  | 0        |
| 3            | 66.67% | 4        |
| 4            | 16.67% | 1        |
| <b>TOTAL</b> |        | <b>6</b> |

## Q23 Helped the student teacher improve the classroom management abilities: organization, communication, climate setting, discussion, guidance, etc.

Answered: 6 Skipped: 1

|       |        |   |
|-------|--------|---|
|       |        |   |
|       | 16.67% | 1 |
|       | 0.00%  | 0 |
|       | 0.00%  | 0 |
|       | 50.00% | 3 |
|       | 33.33% | 2 |
| TOTAL |        | 6 |



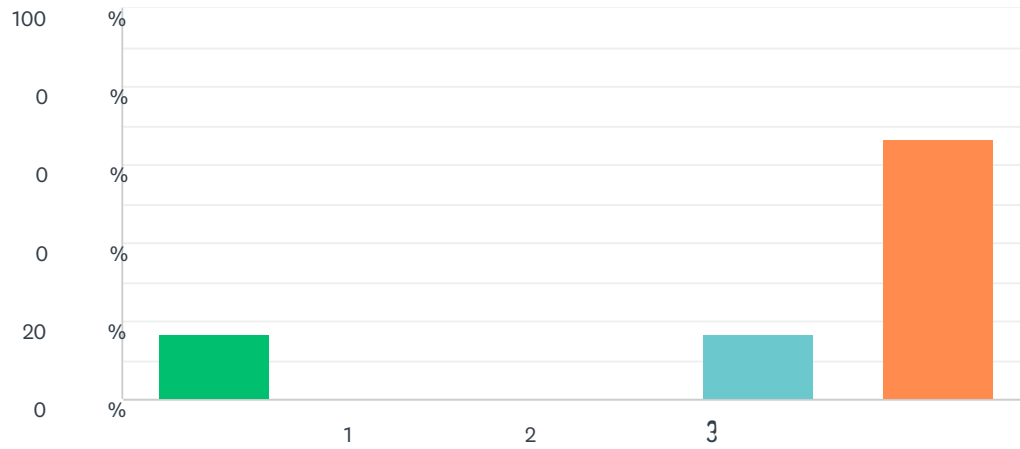
### Q25 Was flexible in scheduling observations and follow-up conferences. $n = 5$

|  |        |   |
|--|--------|---|
|  |        |   |
|  | 16.67% | 1 |
|  | 0.00%  | 0 |
|  | 0.00%  | 0 |
|  | 16.67% | 1 |
|  | 66.67% | 4 |
|  |        |   |



## Q26 Was an effective model and professional.

Answered: 6 Skipped: 1



|              |        |          |
|--------------|--------|----------|
| NI           | 16.67% | 1        |
| 1            | 0.00%  | 0        |
| 2            | 0.00%  | 0        |
| 3            | 16.67% | 1        |
| 4            | 66.67% | 4        |
| <b>TOTAL</b> |        | <b>6</b> |









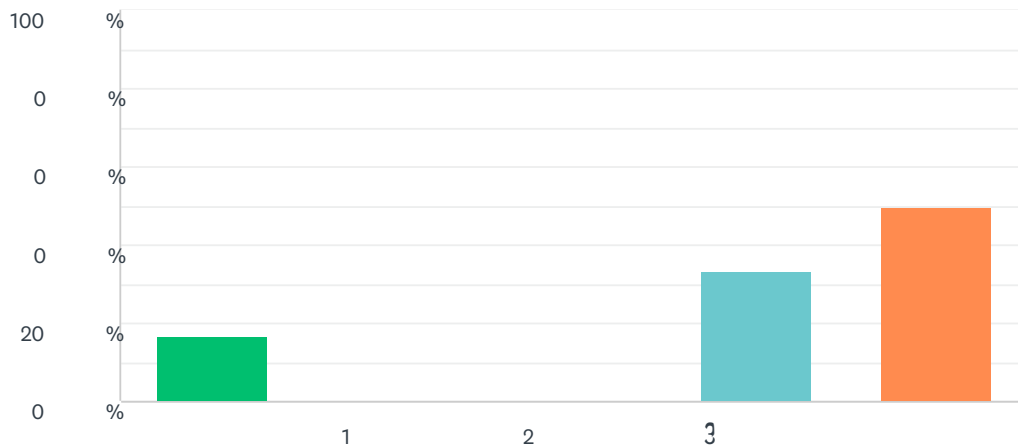
### Q31 The Wittenberg Lesson Plan Form was appropriate

|  |        |   |
|--|--------|---|
|  |        |   |
|  | 33.33% | 2 |
|  | 0.00%  | 0 |
|  | 16.67% | 1 |
|  | 33.33% | 2 |
|  | 16.67% | 1 |
|  |        |   |

|  |    |
|--|----|
|  |    |
|  | 15 |
|  |    |
|  |    |
|  |    |
|  |    |
|  |    |

### Q33 Answered inquires accurately and quickly.

Answered: 6 Skipped: 1

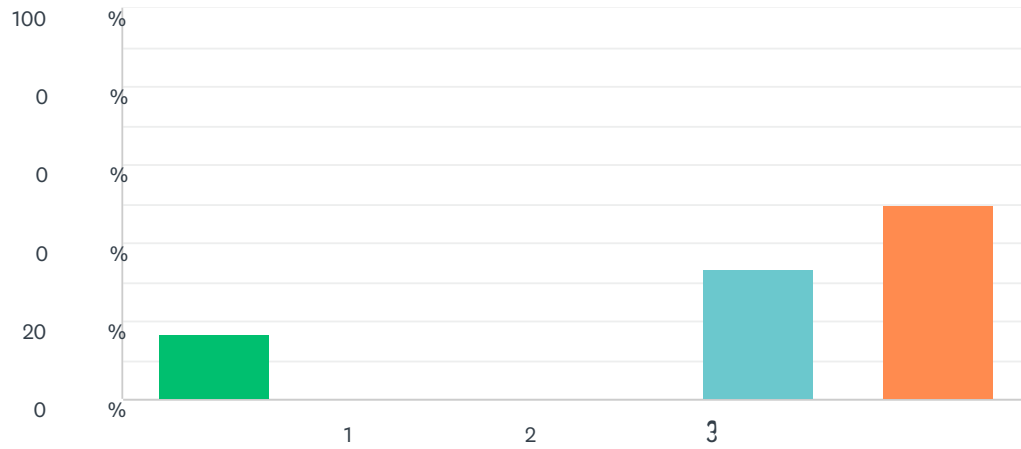


|              |        |          |
|--------------|--------|----------|
| NI           | 16.67% | 1        |
| 1            | 0.00%  | 0        |
| 2            | 0.00%  | 0        |
| 3            | 33.33% | 2        |
| 4            | 50.00% | 3        |
| <b>TOTAL</b> |        | <b>6</b> |



### Q34 Was available for consultation.

Answered: 6 Skipped: 1



|              |        |          |
|--------------|--------|----------|
| NI           | 16.67% | 1        |
| 1            | 0.00%  | 0        |
| 2            | 0.00%  | 0        |
| 3            | 33.33% | 2        |
| 4            | 50.00% | 3        |
| <b>TOTAL</b> |        | <b>6</b> |

### Q35 The overall quality of the support provided during the student teaching experience.

Answered: 6 S

|  |        |   |
|--|--------|---|
|  |        |   |
|  | 16.67% | 1 |
|  | 0.00%  | 0 |
|  | 0.00%  | 0 |
|  | 33.33% | 2 |
|  | 50.00% | 3 |
|  |        |   |

## Q36 Additional Comments (optional):

Answered: 0 Skipped: 7