

Graduates of the Class of 2018 were surveyed throughout the past few months by Wittenberg Career Services using The Outcomes Survey online tool, as used by the National Association of Colleges and Employers (NACE) and facilitates easier reporting for national statistical data collection. This year we began the collection of data at the six month mark, in line with shifting industry standards, but will show a marked difference between knowledge and placement rates of previous years and reports which were based on surveys completed at one year post graduation.

In keeping with the high placement rates of past Wittenberg University graduating classes, the Class of 2018 has a placement rate of 97.33% as defined by the number of those working, enrolled in a post- baccalaureate program, or volunteer/military service; this data was based on both direct response from graduates (151 respondents - 47.63% rate) as well as exhaustive searches of valid sources of information leading to a Knowledge Rate of 71.29%.

Of the 97.33% classified with positive outcomes, 82.30% reported or were found to be employed full time (73.45% of participants), part time (5.75% of participants), serving in the military (.88% of participants), or in a service program (2.21% of participants), and 15.04% enrolled in graduate school. Of the small percentage not

Kamryn Campbell, Samantha Martens, Christopher Reisiger, and Kaylynn Rimblert for their research and data entry; without this we would not have such a high knowledge rate. Thanks also goes to Wittenberg faculty and staff for sharing their knowledge of the Class of 2018 graduates' trajectories. And finally, a most heartfelt gratitude to the graduates themselves, who took the time to complete the survey and demonstrate the tremendous outcomes that a Wittenberg education affords. Thank you!

Career Services is pleased to bring this information to you and welcomes any input or response you have to this report!

Sincerely,

A handwritten signature in red ink, appearing to read "Wendy S. Smiseck".

Wendy S. Smiseck
Director, Career Services







UNIVERSITY NAME	PROGRAM OF STUDY	GENERAL AREA OF STUDY (IPEDS)	DEGREE SOUGHT
H t . C . M . J t t	J t t M	H t . m t	J t D .
. t t t t	M t H t	H t . m t	J t M t D .
H t . C . M . J t t	J t t M	H t . m t	J t D t D .
M . t t t	K	J t	M t (M .)
t	A	B . m	D t (.D.)
C t . C .	B	B . m	B (B .)
J t t t	B m t		D t (.D.)
C . t t t	G l t t	J t	M t A t (M.A.)
. t t	J t	H t . m t	M t (M .)
C . t t t			J t
t C t	M G t	B . m	D t (.D.)
M m t			

Class of 2018 Employment Company and Job Title



Core 2:



ÖEMMÇÄÄBÈÄÄYÄÜÄÊÇÁBÈÉ

Core 9 & Core 13: ÖÖÈMOÄÄLBOEÄÄÄÄÖÈÄÄIÄØEÄBÄÈEÄÁMÈÈØEÄÄBOEÈEÄÊÇÁBÈÉÄÄÈÄÄØÄÇÁMÈÈÄÄÄÄLBOEÄÄMMÇÄÄBÈÄÄÄÈÄÇHOEÈÈR

Ä	Undergraduate n=83
UÊÇMÄBÈÄÄ	18.1% (n=15)
äEÄBOMÄEÈÄÄEÄBOIC/EEDÈMÈÄ	12.0% (n=10)
ÜMMÄÇÄBÈÄI	6.0% (n=5)
CEBOEÈÄÄHÄÄÄEMÈÈEÈÈ	4.8% (n=4)
ÿÄEÄBÈÄÄI	4.8% (n=4)
CÄÄEÄÄÄÄÄÄEMÈEÄBÈÄÄ	3.6% (n=3)
TÄÄEÈÄDÈÄBÄÄÄFÇØÈMÄÜÈDÈÄÈÄBÈÄBÈÄÄ	3.6% (n=3)
aÄÄQFÈÄÈBÄÄÄFØÈÄÄBOEÄÄÄÈ	3.6% (n=3)
AÈBÄÈÄÄÄÖÖÄÄEÄÄÄE	3.6% (n=3)
ÿÇÄEÇDÄÄÄÄÈØEÈÈEÄÄ	3.6% (n=3)
äÈIØEÈÄUÊÇMÄBÈÄÄ	2.4% (n=2)
äÄÖ	2.4% (n=2)
CÄMÈÄÄÄC/EEDÈMÈÄ	2.4% (n=2)
æÄDDÇÄÈMÄBÈÄÄÄ	2.4% (n=2)
LÄÄÈÄÄÄEÄEÄÄÄIÄÈ	2.4% (n=2)
CEÈÄÄÄTÄÄ	1.2% (n=1)
ÛIÄÄÄÄÄÄÄ	







ÖEMMÇÄÄBËÄÄ

Core 15: Ö O E M Q Ä L B O V E Á E Ö E Á B Ä È E Á M E Ö E Á I É Á Ç E I Ä È È D Ä È È E Ä Ä Ä Ä L Ä E Ö È Ä I Ä Ç Ä E D Ä G Ä È È Ä E Ä Ä Ä B Ä Ä E È È Ä I È D Ä G Ä È D Ä B Ä Ä È Ö D Ä Ä B O Ä Ä Ä Ä B Q I E Ä È Ç Ä B È Ä Ä R

Ä	Undergraduate n=7
U Ä È Ä Ç E É Ä Ö U Ä È Ä Ç È Ä I È Ä I Ä È È E I E È E Ä E M E È È È È M Ä B E Ä È Ä I È Ä D	57.1% (n=4)
H Ä Ä Ç E Ä B Ä È È Ä È È D Ä G Ä È D È B Ä Ä B Ä Ä Ä Ç Ü È M È È Ä B Ä G È D È G Ä L Ä Ä È	14.3% (n=1) 14.3%



Core 20: ÁFGEÁÁVEIÁÁÒ



FEEAEEAAABAMBAACEE I AEZBAEAAAE&EEAaEALC	23.9% (n=26)
FEEAEEAAABAMBAACEE I AEZBAEAAAEaEALC	35.8% (n=39)
FEEAEEAAABAMBAACEE I AEZBAEAAAEaEEBOEaEALCAAEHAEALC	13.8% (n=15)
FEEAEEAAABAMBAACEE I AEZBAEAAAEHAEALC	0.9% (n=1)
FEEAEEAAABAMBAACEE I AEZBAEAAAE&EEAHAEALC	0.9% (n=1)
FEEAEEAAABAMBAACEE I AEZBAEAAAEAOAEDAEAEBOAEEAAQEMAE	22.9% (n=25)
FEEAaEALC	16.5% (n=18)
FEEAaEALC	41.3% (n=45)
FEEAaEEOEaEALCAAEHAEALC	19.3% (n=21)
FEEAaHAEALC	2.8% (n=3)
FEEAa&EEAHAEALC	3.7% (n=4)
FEEAaAOAEDAEAEBOAEEAAQEMAE	15.6% (n=17)

ÜÀBÆEÀÁOÈÂÁ

Experiential 51: ÌaÖÒ!DÄÄÉÈÈÀBÆEÀÁOÈÂÁÈÈÈÈÁÇMÄDÂWÆBER

À	Undergraduate n=62
K	51.6% (n=32)
í	25.8% (n=16)
Ú	14.5% (n=9)
X	4.8% (n=3)
î	0.0% (n=0)
ÿÄEÆBOÄÄÏ	0.0% (n=0)
CEBOÆE	3.2% (n=2)



ÜBUNG 53

Experimental 53: H_2O , CO_2 , CH_4 , C_2H_6 , C_3H_8 , C_4H_{10} , C_5H_{12} , C_6H_{14} , C_7H_{16} , C_8H_{18} , C_9H_{20} , $\text{C}_{10}\text{H}_{22}$, $\text{C}_{11}\text{H}_{24}$, $\text{C}_{12}\text{H}_{26}$, $\text{C}_{13}\text{H}_{28}$, $\text{C}_{14}\text{H}_{30}$, $\text{C}_{15}\text{H}_{32}$, $\text{C}_{16}\text{H}_{34}$, $\text{C}_{17}\text{H}_{36}$, $\text{C}_{18}\text{H}_{38}$, $\text{C}_{19}\text{H}_{40}$, $\text{C}_{20}\text{H}_{42}$, $\text{C}_{21}\text{H}_{44}$, $\text{C}_{22}\text{H}_{46}$, $\text{C}_{23}\text{H}_{48}$, $\text{C}_{24}\text{H}_{50}$, $\text{C}_{25}\text{H}_{52}$, $\text{C}_{26}\text{H}_{54}$, $\text{C}_{27}\text{H}_{56}$, $\text{C}_{28}\text{H}_{58}$, $\text{C}_{29}\text{H}_{60}$, $\text{C}_{30}\text{H}_{62}$

H_2 H_2O CO_2 CH_4 C_2H_6 C_3H_8 C_4H_{10} C_5H_{12} C_6H_{14} C_7H_{16} C_8H_{18} C_9H_{20} $\text{C}_{10}\text{H}_{22}$ $\text{C}_{11}\text{H}_{24}$ $\text{C}_{12}\text{H}_{26}$ $\text{C}_{13}\text{H}_{28}$ $\text{C}_{14}\text{H}_{30}$ $\text{C}_{15}\text{H}_{32}$ $\text{C}_{16}\text{H}_{34}$ $\text{C}_{17}\text{H}_{36}$ $\text{C}_{18}\text{H}_{38}$ $\text{C}_{19}\text{H}_{40}$ $\text{C}_{20}\text{H}_{42}$ $\text{C}_{21}\text{H}_{44}$ $\text{C}_{22}\text{H}_{46}$ $\text{C}_{23}\text{H}_{48}$ $\text{C}_{24}\text{H}_{50}$ $\text{C}_{25}\text{H}_{52}$ $\text{C}_{26}\text{H}_{54}$ $\text{C}_{27}\text{H}_{56}$ $\text{C}_{28}\text{H}_{58}$ $\text{C}_{29}\text{H}_{60}$ $\text{C}_{30}\text{H}_{62}$ (n=62)

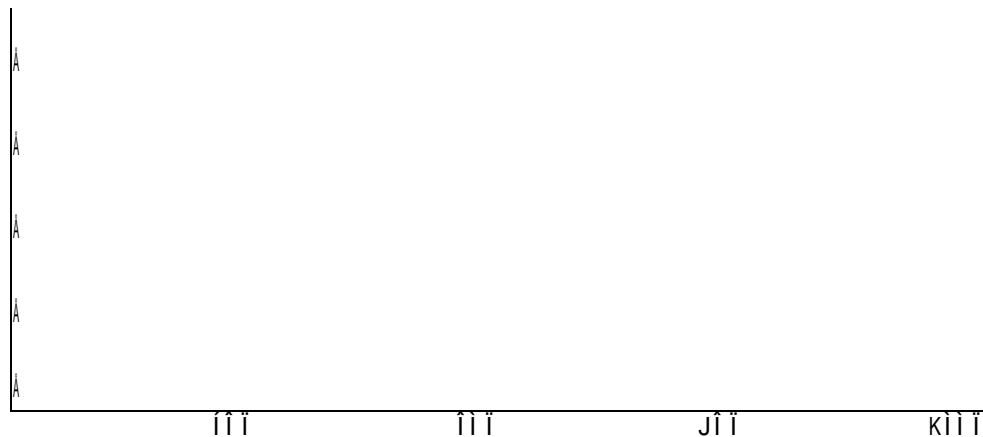
C_1
 C_2

C_3
 C_4

C_5
 C_6

C_7
 C_8

C_9





Experiential 54: ÖZELLEŞTİRME VE ÇÖZÜMLER





5

(* _ !! \$!# (# (# (1 &

F #


!

A

? # # #

#

F #



ÜÄBÆEÄÁOÊÄÄ

Experiential 57: ÌÖÖÄBÄBÉÄÆÄÄLÄÆÄBÆEÄÁOÊÄÄÖÖÄÄBCEÄR

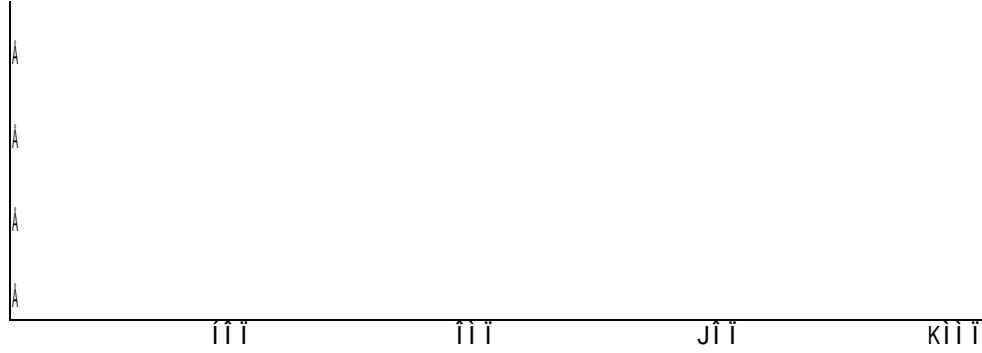
ÄÄ HÄÊÆEIEÄÊÇÄBÆÄ (n=18)

LÄEÄÆÖÄÆEÆEÄMÆÄÄÄÉ
SFÄÊÊS

LÄEÄMÄÊÆDÈMÆEÆÊEBÄÄÉ
ÆÖÄÆEÆÆÄMÆÄSFÄÊÊS




LÄEÄMÄÊÆDÈMÆEÆÊEBÄÄÉ
ÆÖÄÆEÆÆÄMÆÄSHÄÄÄÊÊS

CEBOÆE



CÆEÐÈMÆĀĠÆÛÆÀÈÀ I ĀÃÀÊĀÄBOÆEĀÃMÃÊÆDÈMÄÐÄÇÇÀBÆÆE ÆÕÂÆEÈÆÀMÆÁ

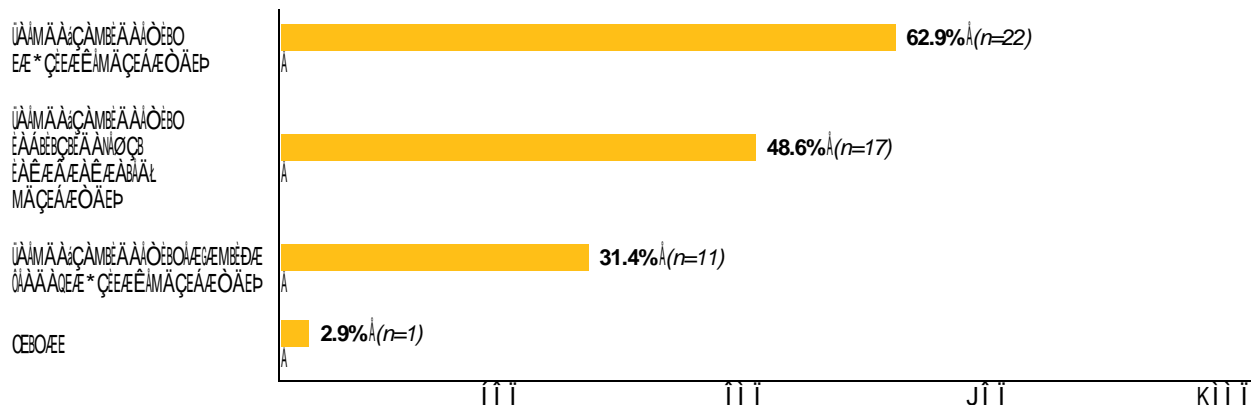
Experiential 65: ĀÄÖDÄÄÉĀÆEÐÈMÆĀĠÆÛÆÀÈÀ I ĀÃÀÊĀÄBOÆEĀÃMÃÊÆDÈMÄÐÄÇÇÀBÆÆEÆÕÂÆEÈÆÀMÆÁĒÈÉĀÇ
MÄDÄÇÆBÆR



Experiència del client i la seva percepció de la qualitat del servei





Experiència del client: 1. Fàcil de contactar, 2. Resposta ràpida, 3. Resposta adequada, 4. Resposta útil, 5. Resposta amb empatia.

5. Fàcil de contactar (n=35)





E





Experiential 75: ÖEEÉÄÇÄLLÉEÄLÇÖÖDÄMEDÄE






À

ÁÁ

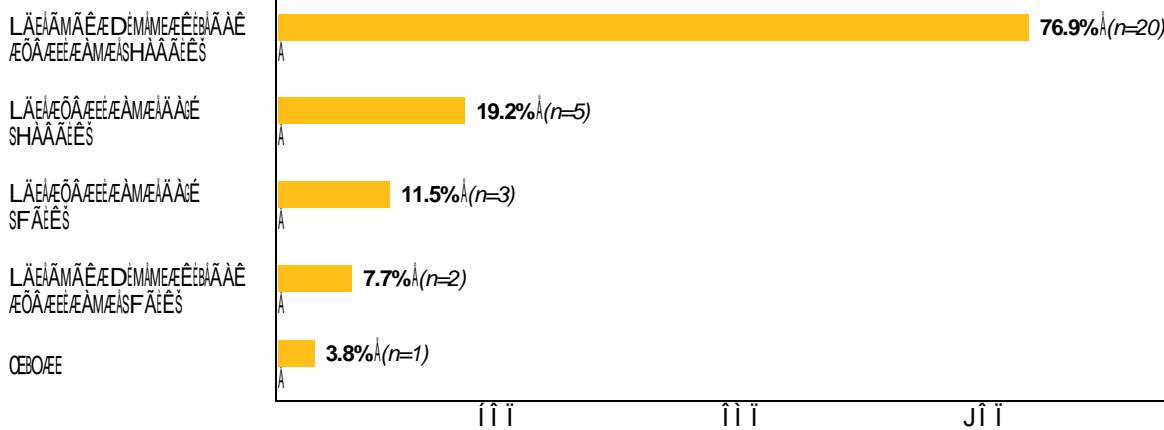
Experiential 80: $\text{F} \begin{matrix} \text{A} \\ \text{A} \\ \text{A} \\ \text{A} \\ \text{A} \\ \text{A} \end{matrix} \text{B} \text{C} \text{D} \text{E} \text{F} \text{G} \text{H} \text{I} \text{J} \text{K} \text{L} \text{M} \text{N} \text{O} \text{P} \text{Q} \text{R} \text{S} \text{T} \text{U} \text{V} \text{W} \text{X} \text{Y} \text{Z}$



L'ÉCART ENTRE LA PRATIQUÉ ET L'OPINION

Experiential 81: L'ÉCART ENTRE LA PRATIQUÉ ET L'OPINION

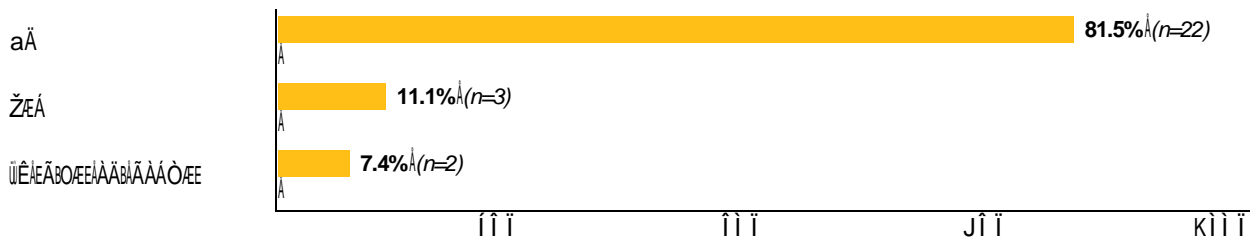
76.9% (n=20)



LEXICAL ANALYSIS OF DICTIONARY TERMS

Experimental 82: Analysis of terms related to the environment and nature in the dictionary. The sample consists of 27 terms.

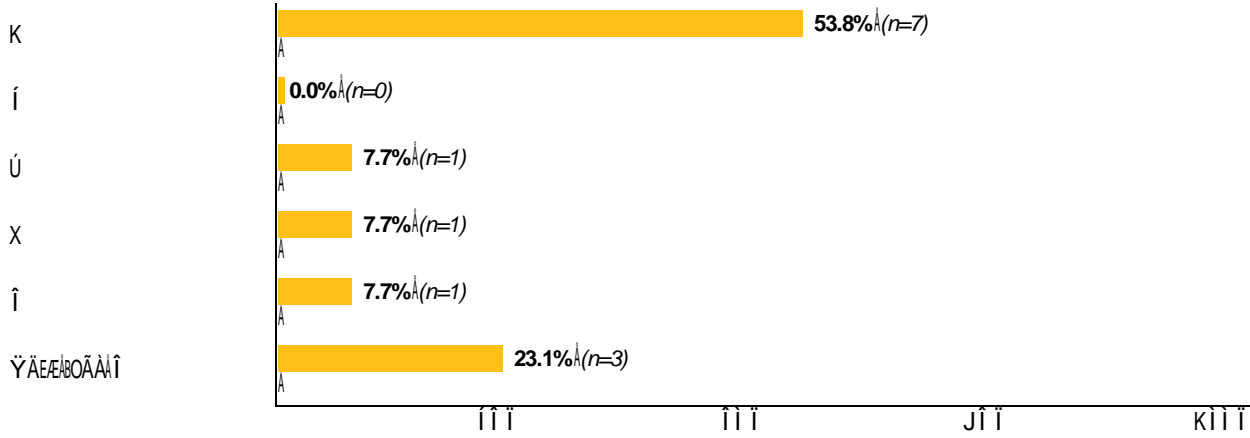
Legend: HAPLOGRAPHY (n=27)



æGÈÀÈMÃGÅUÕÂÆÈÈÆÀMÆ

Experiential 86: ÌÀÄÖ!DÃÄÉMÈÈÈMÃGÅUÕÂÆÈÈÆÀMÆÁÊÈÈÈÄÇMÄDÂ&EBER

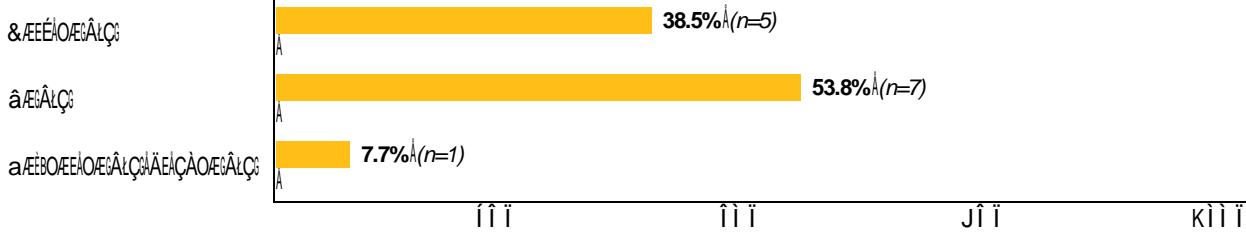
ÄÄ HÄÈÆEIEÄÊÇÄBEÄ (n=13)



EXPERIENTIAL 90

EXPERIENTIAL 90: A horizontal bar chart showing the distribution of responses for three categories: 'a', 'ã', and 'ã'. The categories are listed on the y-axis, and the percentage and count (n) are shown next to each bar. The x-axis is labeled with 'í', 'j', and 'k'.

AA HAAEIEAÊÇABEA (n=13)



CBÇÊÆÀBÃÑÊÃMOÈÀ I YÁTEÃÊÆÄÆÐÆG

Experiential 95: ÌFÇÊÃÁÆÊÈÈMÃBÆIØEÆ I EÃÊÆÈÁÇBÃÇ I ØBÃÁÈÈÌØØEØEÈBØEÆIÁMOÄÄØÄÁÁÇØÈMÁÆ
 ÁÈÈÐÁBÈØ

À	Undergraduate n=8
FEÆQ^	0.0% (n=0)
^ÈÁÊÆE I ÆBÆÄ	0.0% (n=0)
KÁB	12.5% (n=1)
ÍÀÊ	12.5% (n=1)
ÚEÈ	25.0% (n=2)
XBØ	0.0% (n=0)
ÎBØ	0.0% (n=0)
PBØ	0.0% (n=0)
JBØ	0.0% (n=0)
YBØ	0.0% (n=0)
WBØ	0.0% (n=0)
KÌBØ	0.0% (n=0)
KKBØ	12.5% (n=1)
KÍBØ	0.0% (n=0)
aÄÄQIEÃÊÆIØEÆE	0.0% (n=0)

ÿÄEÆBØÄÁÁÁÆÈ I EÃÊÆÈÆEÈSÿÇBÈÁÇE Æ ÁÁÁÆÈ I T Æ ÁÁÁ



CBÇÊÆÀBÃÑÆÃMOÈÀ I YÁFÇØGÈMÔFÈÈÐÃBÆÔæOÃEBÆE

Experiential 95: ÌFÇÊÃÁÆÊÆÈÈMÃBÆIØOËÀ I EÃÊÆÈÁÇIØBÃÁÆÈÌÒOËOËEËBØÆÌÁMOÃÃÒÃÁÁÇØÈMÁÆ ÆÈÈÐÃBÆÔ

À

Undergraduate
n=7

FÇØÈM

100.0% (n=7)



CVÇÊÆÀBÑÆÃMOÈÀ I

Experiential 96: ÖÆÆÆÆÇÄLÆÆÆÆLÇÖÖDÆÆDÄGÄÉDÆÆBÄÄÆÆÆÄÇBÄLÆÆÇLÄBÇÆÆÆÆÆMOÈÀ I
ÆÖÄÆÆÆÆÆÆÆ

	Undergraduate n=8
ŽÆÄ	12.5% (n=1)
aÄ	87.5% (n=7)

Experiential 101: Ö EE EÉ Á Ç Ä Ü EE EÉ Ä Ç Ö Ö E D E A E D Ä G Ä É D E Ä B Ä Ä E E Ä Ç B Ä Ü Ä Ä E Ä Ü E Ä Ç E Ä Ä Ç E É
Ä Ø E Ä Ä É Ü Ö Ä É Ü Ö Ä E E E Ä M E Ä Ä Ä M



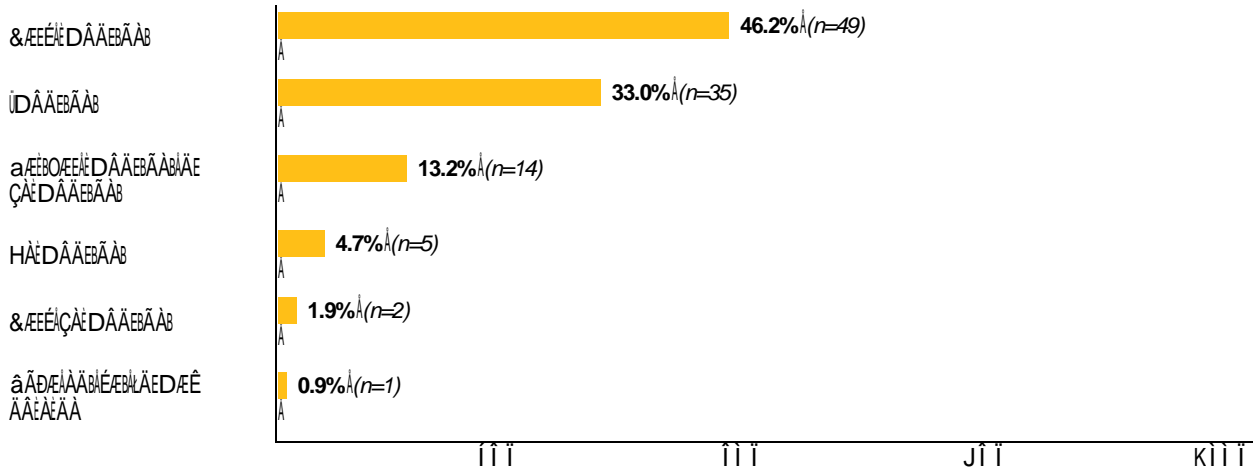




CĂBĂLĂMBĂ

Satisfaction 107: a 0 e d a b a b a e c e a b o a b e a c e e a e b e e a e d e a a a b
i e a c a b e a a m m c a a b e a a e m a e e e e a e e g a b e e b a e a c e a e a i e a d o a e a a l a b c e e r

HAÊ/EE I EÂÊÇÂBEI (n=106)





YÄBÈDÄBÈÄÄ

Motivation 109: Ä Ö Ö M O Ä L Ü B O E Ä V E I O V E Ä B I E V E Ä M E E O V E Ä I E Ä Ç E I Ä E B Ç Ä B È Ä Ä O V E L Ä E V E I E Ä Ä Ä I B O V E I E V E E I E Ä Ç E V E M E Ä B È Ä M Ä D Ä G V E B E E R Ä S C V E G V E M B Ä G B O Ä B Ä Ä Ä G È S

Ä	Undergraduate n=97
A V E M E Ä B È Ä M Ä D Ä G V E B E E I O V I O Ä M O Ä Ä G V Ä E I T U È	87.6% (n=85)
Ö Ä E P È Ä I Ä Ä Ä E B O B È D Ä E	21.6% (n=21)
Ö Ä E P È Ä I Ä Ç G B O B È D Ä E	9.3% (n=9)
H Ä V E D Ä G Ä E E I Ä Ä È I Ä E V E P È Ä I V E D Ä G Ä E D E Ä B	3.1% (n=3)
H Ä V E D Ä G Ä E E I Ä Ä È I Ä Ä B Ä Ä E V E P È Ä I V E D Ä G Ä E D E Ä B	2.1% (n=2)
O E B O E E	1.0% (n=1)
æ Ä È È Ä I Ä Ä È I M O Ç È E E Ä I Ä È I Ä B O V E I Ä D È G È	1.0% (n=1)
A V E M E Ä B È Ä M Ä D Ä G V E B E E I Ä Ä Ä B O Ä V E M Ä Ä È Ä È Ä V E Ç M Ä B È Ä Ä	1.0% (n=1)



