

Sending a Roommate Request / Form a Group

Step 1
Log into your MyWitt Portal

Step 2
Click the "Wittenberg Housing System" link on the Campus tab

Step 3
Log in with your Wittenberg email and password

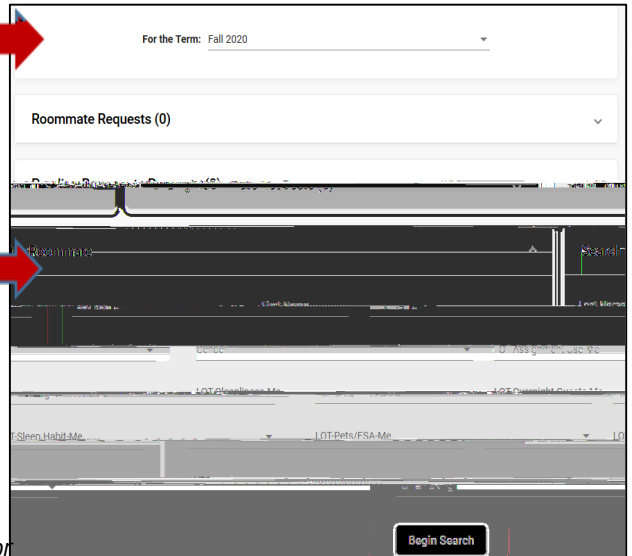
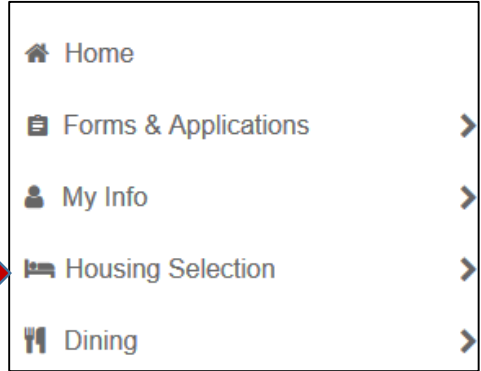
Step 4
Click on "Housing Selection"

Step 5
Click on "Select Roommates"


Step 6
Change the pulldown to read:
For the Term: Fall 2021

Step 7
Using the dropdown, expand the section titled:
Search for Roommate

Step 8
Search for your potential roommate using the provided fields. Click "Begin Search"
If you know the name of your roommate, you can just enter the last name.
If you need to find a roommate, use the fields marked "LOT" for help finding matches



Accepting a Roommate Request / Form a Group



Please respond promptly. You can only belong to one group at a time. You can change your group membership at any point up until the group selects housing.

n w s

